



The Small Cruise
Ship Collection

www.small-cruise-ships.com

small-cruise-ships.com

info@small-cruise-ships.com

REALM OF THE POLAR BEAR IN DEPTH - 11 DAYS CRUISE - FROM LONGYEARBYEN TO LONGYEARBYEN

Similar to our "Realm of the Polar Bear" tour, but with three additional days of exploring. Scour the ice and tundra in search of the elusive polar bear and encounter even more icebergs, glaciers, and unique wildlife than you ever thought possible on this 11-day expedition. Search for lounging seals, grazing reindeer, and colonies of birds under the midnight sun.



The Small Cruise
Ship Collection

www.small-cruise-ships.com

01432 507 280 (within UK)

info@small-cruise-ships.com | small-cruise-ships.com



The Small Cruise Ship Collection

www.small-cruise-ships.com

small-cruise-ships.com

info@small-cruise-ships.com



All passengers will be transferred to the ship as a group for embarkation at 4pm. Please ensure that for embarkation you have your passport accessible (not in your luggage which is being transferred separately to the ship).

Days 2-10 Svalbard

Each day is planned to take advantage of local ice and weather conditions. Svalbard is one of the few places on the planet to offer such a plethora of natural and historical extravaganzas. Spend the next nine days exploring the remote polar regions. Visit ice-sculpted fjords with breathtaking mountain scenery, and glaciers crashing into the sea. Spend time exploring pack ice edges in search of polar bears hunting seals. At one or more of the stops, it's possible to encounter Svalbard's Arctic fox and the region's unique reindeer.

Our goal is to give travellers the best possible opportunity to see wildlife in and around the Svalbard archipelago. Early season voyages often provide the greatest opportunity to see large ice floes in the Arctic pack ice, which usually means excellent wildlife viewing. Later in the season, the group will cover more territory, which may allow the chance to explore the entire archipelago. This can lead into the less explored regions of Nordaustlandet and Kvitøya, or the continental edges where large whales are attracted by nutrient rich upwellings.

Day 11 Longyearbyen

On departure day, transfers to the Longyearbyen airport will be

ITINERARY

Day 1 Longyearbyen

Get a first glimpse of the midnight sun in Longyearbyen, Spitsbergen's capital. Transfer from the town to the Expedition for a late afternoon embarkation.

Please make sure you drop your checked luggage off at the meeting point between 9am - 12pm. A local representative will be in the luggage storage room. They can provide general information about the town or the embarkation process.



The Small Cruise
Ship Collection

www.small-cruise-ships.com

small-cruise-ships.com

info@small-cruise-ships.com

offered to all passengers with flights scheduled.

Please note:

Itineraries are subject to change.



The Small Cruise
Ship Collection

www.small-cruise-ships.com

01432 507 280 (within UK)

info@small-cruise-ships.com | small-cruise-ships.com



The Small Cruise Ship Collection

www.small-cruise-ships.com

small-cruise-ships.com

info@small-cruise-ships.com

YOUR SHIP: EXPEDITION

YOUR SHIP:

Expedition

available Gym

VESSEL TYPE:

LENGTH:

PASSENGER CAPACITY:

BUILT/REFURBISHED:



The MS Expedition provides an intimate small-ship cruising experience. Completely refurbished in 2009, she boasts spacious cabins, each featuring ocean-facing windows or portholes and private en-suite facilities. Large common areas and observation decks provide panoramic views of the distinctive landscapes of some of the world's most remote regions. The Expedition's spacious confines can hold up to 140 passengers. You will be given a free expedition parka jacket on all Polar voyages on board MS Expedition Fast - spend less time in transit and more time exploring Sturdy - excellent stability and performance in rough weather Safe - designed with safety in mind Responsible - environmental policies that meet and exceed industry regulations Facilities and Amenities 360° Top Observation Deck All cabins with private ensuite and outside views Raised Forward Observation Deck Large fleet of Zodiacs with four stroke engines Complimentary Wellington Boots for duration of your cruise Complimentary destination guides for every passenger Large headed Mud Room Lonely Planet Library Discovery Lounge Fine dining - international cuisine in one sitting Large aft deck with barbeque facilities Polar Bear Pub Gift Shop Medical Clinic Sauna Computer Room with internet where



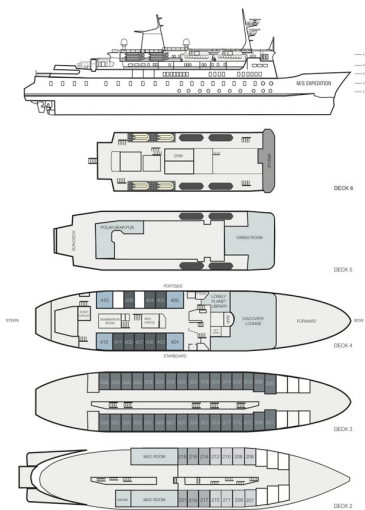
The Small Cruise
Ship Collection

www.small-cruise-ships.com

small-cruise-ships.com

info@small-cruise-ships.com


INSIDE YOUR SHIP




Cabin Categories
* Category 1: 1 upper berth, 2 lower berths. Full ensuite washroom. Porthole view.
* Category 2: 2 lower berths. Full ensuite washroom. Porthole view.
* Category 3: 2 lower berths. Full ensuite washroom. Window view.
* Category 4: 2 lower berths. Full ensuite washroom. Window view.
* Category 5: Queen bed. Lounge area. Full ensuite washroom. Large window views.




Deluxe Twin




Lower Deck Twin



Main Deck Porthole Twin



Main Deck Triple



Main Deck Window Twin
Suite Double

Owners Suite Double
Superior Twin



PRICING

26-Jun-2026 to 06-Jul-2026

Owners Suite Double	£14629 GBP pp
Suite Double	£14245 GBP pp
Deluxe Twin	£13555 GBP pp
Superior Twin	£12859 GBP pp
Main Deck Window Twin	£11935 GBP pp
Main Deck Porthole Twin	£11395 GBP pp
Lower Deck Twin	£10779 GBP pp
Main Deck Triple	£9395 GBP pp