



ANTARCTIC PENINSULA ODYSSEY - FROM USHUAIA TO USHUAIA EXPEDITION CRUISE

Sail across the notorious Drake Passage to discover the dazzling frozen wonders of the Antarctic Peninsula. Explore the White Continent's breathtaking landscape, with its free-floating tabular icebergs, massive glaciers, and awe-inspiring ice cliffs. You'll encounter extraordinary wildlife on your adventures too, such as elephant seals, humpback whales, and thousands of Adelie penguins. Live your Antarctic dream on a voyage you'll never forget!



ITINERARY

DAY 0 Pre Cruise

DAY 1 USHUAIA

Nestled in the foothills of the snow-capped Martial Range, Ushuaia's colourful streets and mismatched buildings cascade



from the imposing mountains before coming to an abrupt halt at the shores of the Beagle Channel. As one of the world's southernmost cities, Ushuaia carries its 'end of the world' reputation well. The moody weather and dramatic surroundings certainly help. Board your boutique ship before departing for your journey through one of the most captivating wilderness regions of the world.

[DAY 2-3 DAY AT SEA](#)

Sea days are rarely dull. Take the time to sit back and let the world go by. The ship's observation decks provide stunning views of the passing ocean. A day at sea gives you the opportunity to mingle with other passengers and share your experiences of this incredible trip or head to our library which is stocked full of reference books. Get an expert's view in one of our on-board lectures or perhaps perfect your photography skills with invaluable advice from our onboard professional photographers.

[DAYS 4-8 ANTARCTIC PENINSULA](#)

Among captivating glaciers, majestic icebergs and snowy islands, the Antarctic Peninsula is where most visitors to the White Continent live their Antarctica dream. It's the most accessible part, with scientific bases and incredible scenery, like the photogenic Lemaire Channel. Shore excursions might

include Petermann Island, where among Adelie penguins, blue-eyed shags and skuas, huge, lumbering elephant seals haul out.

[DAYS 9-10 DAY AT SEA](#)

Days at sea are the perfect chance to relax, unwind and do whatever takes your fancy. So whether that is going to the gym, visiting the spa, trying to spot a whale from the deck, reading a chapter or two, or simply topping up your tan, these blue sea days are the perfect balance to the green days spent exploring on land.

[DAY 11 USHUAIA](#)

Ushuaia is the gateway to the White Continent. Nestled in the foothills of the snow-capped Martial Range in Argentina's Patagonia region, Ushuaia's colourful streets and mismatched buildings cascade from the imposing mountains before coming to an abrupt halt at the shores of the Beagle Channel. Often described as 'the End of the World', the city carries the reputation well - the moody weather and dramatic surroundings certainly help.

[Please note:](#)



The Small Cruise
Ship Collection

www.small-cruise-ships.com

small-cruise-ships.com

info@small-cruise-ships.com

Itineraries are subject to change.



The Small Cruise Ship Collection

www.small-cruise-ships.com

small-cruise-ships.com

info@small-cruise-ships.com

YOUR SHIP: DIANA

YOUR SHIP: Diana

VESSEL TYPE:

LENGTH:

PASSENGER CAPACITY:

BUILT/REFURBISHED:

Launched in 2023, SH Diana provides elegant and spacious 5-star accommodation for 192 guests in 96 spacious staterooms and suites, the vast majority with large balconies. Operated by an onboard team of 140 she provides a high level of personal service, exploring the Mediterranean and its famous sites of antiquity. Now sit back, relax and take a moment to get to know this amazing new ship, purpose-designed for our unique cultural expedition cruises. Named after the Ancient Roman goddess of light, the moon, hunting and the wilderness, SH Diana has been specially designed for worldwide cruising to explore the most inspiring and inaccessible places on earth. Building on the outstanding amenities of her sister ships, she adds a dedicated Multifunctional Room next to the Observation Lounge, a Private Dining Room for special occasions, and two tenders which bring guests a comfortable alternative to Zodiacs for expedition landings. A Polar Class 6 ice-strengthened hull combines with extra-large stabilisers to make your journey as comfortable as possible. SH Diana has been designed for immersive experiences, with extensive outside deck areas, multiple observation points and bright, open and relaxing public spaces with unobstructed views. The pleasure and safety of our

guests is paramount at all times, cared for by our attentive crew and seasoned expedition leaders. Cutting edge hygiene technology protects the health of all on board to the highest standards and includes air conditioning with UV sanitisation systems. SH Diana's 96 staterooms, including 11 suites, are each a superbly comfortable home from home and all feature panoramic sea views, a flame-effect fireplace, original works of art, plush couches, premium pocket sprung mattresses, en-suite bathrooms with glass-enclosed rain showers, and Egyptian cotton towels, bathrobes and sheets. A pillow menu offers customised head and neck comfort during rest, while a large flat screen TV, espresso machine with Illy premium coffee, tea making facilities with the finest Kusmi teas, and a minibar with refreshments enhance relaxation at any time. In-room dining is of course available at all hours. Wheelchair access Guests who use wheelchairs must bring their own, as we have only a small number of wheelchairs stored onboard for emergencies. To ensure ease of movement on the ship, wheelchairs and mobility aids must be no wider than 65cm. All mobility or medical equipment brought on board must be capable of being carried safely and must be declared before sailing. To ensure that all guests can safely evacuate during an emergency, guests requiring a wheelchair can only be accommodated in our ADA-accessible cabins. We offer an Oceanview and a Balcony stateroom on Diana. These staterooms are specifically designed to be completely ADA compliant and have a fully operable wheelchair-access wet unit. Diana has two lifts, serving every passenger deck apart from the Stargazing top deck, which is, therefore, more difficult to access, as are the Aft Marina and

The Small Cruise Ship Collection
www.small-cruise-ships.com

01432 507 280 (within UK)

info@small-cruise-ships.com | small-cruise-ships.com



Swan's Nest forward observation platform. Also, we don't have special equipment to access the swimming pool, jacuzzi, or sauna. Otherwise, the ship is entirely at your disposal. Many of the expeditions ashore in remote places are by Zodiac. Boarding these boats and returning aboard can present challenges for wheelchair users, as can navigating uneven terrain. These challenges are by no means always insurmountable, though, and our highly experienced crew is trained to provide reliable advice and assistance. They will make every effort to ensure wheelchair-using guests enjoy a memorable experience at each destination. Our general guidance, however, is to recommend wheelchair users travel with a companion for their ease and enjoyment. If you prefer to remain aboard, our panoramic interiors and ample open decks ensure an immersive, intimate experience of your inspiring



surroundings.



small-cruise-ships.com

info@small-cruise-ships.com

INSIDE YOUR SHIP

Stateroom Category:

Oceanview D4

14 (18m²)

●

Balcony D5

12 (18m²)

●

Balcony M5

25 (18m²)

●

Balcony D6

29 (18m²)

●

Junior Suite

4 (24m²)

●

Suite

4 (30m²)

●

Premium Suite

2 (30m²)

●

Ship Specifications:

Guest Capacity

209

Crew

101

No. of Decks

9

Staterooms

98

Length

400.7m (1243ft)

Breadth

39.1m (124ft)

Gross Tonnage

12,205

Service Speed

12.5 knots

1st Guest Capacity

▲

Connecting

—

Staterooms

▲ 419, 635

Wheelchair Accessible

—

Staterooms

—

Propulsion

Hybrid Diesel

Electric, Polar

Class PC-6

Permanents

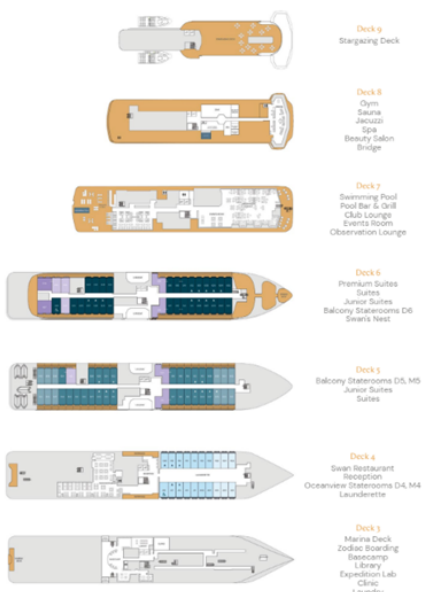
2 (fully closed)

Lifeboats

14 MMS

Tenders


2




Balcony D5



Balcony D6



Balcony M5



Junior Suite



Oceanview D4



Oceanview M4



Premium Suite

Suite



The Small Cruise Ship Collection

www.small-cruise-ships.com



small-cruise-ships.com

info@small-cruise-ships.com

PRICING

08-Jan-2026 to 19-Jan-2026

Balcony D6	£9221 GBP pp
Premium Suite	£14270 GBP pp
Balcony D5	£8354 GBP pp
Suite	£12995 GBP pp
Balcony M5	£8813 GBP pp
Oceanview M4	£7028 GBP pp
Junior Suite	£12536 GBP pp
Oceanview D4	£6671 GBP pp

04-Feb-2026 to 15-Feb-2026

Oceanview D4	£6671 GBP pp
Premium Suite	£14270 GBP pp
Junior Suite	£12536 GBP pp
Balcony D6	£9221 GBP pp
Balcony D5	£8354 GBP pp
Suite	£12995 GBP pp
Balcony M5	£8813 GBP pp
Oceanview M4	£7028 GBP pp

14-Feb-2026 to 25-Feb-2026

Balcony D6	£9374 GBP pp
Premium Suite	£14423 GBP pp
Junior Suite	£12791 GBP pp
Oceanview M4	£7181 GBP pp
Balcony M5	£8915 GBP pp
Balcony D5	£8507 GBP pp
Oceanview D4	£6773 GBP pp
Suite	£13199 GBP pp

08-Dec-2026 to 19-Dec-2026

Balcony M5	£10245 GBP pp
Oceanview M4	£8609 GBP pp
Premium Suite	£16515 GBP pp
Suite	£14475 GBP pp
Junior Suite	£12435 GBP pp
Balcony D6	£10755 GBP pp
Balcony D5	£9835 GBP pp
Oceanview D4	£8205 GBP pp



The Small Cruise Ship Collection

www.small-cruise-ships.com

01432 507 280 (within UK)

info@small-cruise-ships.com | small-cruise-ships.com



The Small Cruise Ship Collection

www.small-cruise-ships.com



small-cruise-ships.com

info@small-cruise-ships.com

PRICING

18-Dec-2026 to 29-Dec-2026

Balcony M5	£10549 GBP pp
Oceanview D4	£8405 GBP pp
Oceanview M4	£8865 GBP pp
Premium Suite	£17025 GBP pp
Suite	£14885 GBP pp
Junior Suite	£12795 GBP pp
Balcony D6	£11059 GBP pp
Balcony D5	£10089 GBP pp

28-Dec-2026 to 08-Jan-2027

Oceanview M4	£8865 GBP pp
Premium Suite	£17025 GBP pp
Suite	£14885 GBP pp
Junior Suite	£12795 GBP pp
Balcony D6	£11059 GBP pp
Balcony D5	£10089 GBP pp
Balcony M5	£10549 GBP pp
Oceanview D4	£8405 GBP pp



The Small Cruise Ship Collection

www.small-cruise-ships.com

01432 507 280 (within UK)

info@small-cruise-ships.com | small-cruise-ships.com